



GIRAFFE 2.0
GREEN POWER STATION & E-VEHICLE CHARGER

What is the Giraffe 2.0?

The Giraffe 2.0 by InnoVentum is a combined carport and charging station harvesting green energy from the wind and sun to power your e-vehicle.

The Giraffe 2.0 is made of renewable (wood) and recycled (metal) materials bringing green power stations to the next level of sustainability. The trees used for the structure have absorbed several tons of CO₂ from the atmosphere before their wood takes the unique shape of a Giraffe – all this carbon dioxide is preserved within the structure for decades, making a positive contribution to the climate.

To give you flexibility, we combine the Giraffe 2.0 power station with the EV-charger you prefer, making it possible to charge your e-car in just a couple of hours. If you do not yet have an e-car, or a plug-in hybrid, you can of course connect the Giraffe 2.0 directly to the utility grid and power your house or install an off-grid Giraffe 2.0 where grid is not available.

On average, the Giraffe 2.0 gives you energy for more than a 225 km e-drive per day – and in a year it produces enough energy for you to drive twice around the world!

Being a hybrid energy station, the Giraffe 2.0 offers two distinct advantages:

- Continuity of power production: complementary wind and solar technologies provide energy day and night, summer and winter;
- Power density for space efficiency: the power production per square meter of footprint is doubled compared to solutions of the same size relying only on sun, or only on wind.

Moreover, use of wood ensures silence of operation thanks to the fibers in the timber structure absorbing vibrations and noise.

Finally, the unique design of the Giraffe 2.0 does not leave anyone indifferent – our installations prove to attract a lot of attention from children and adults alike.

With the Giraffe 2.0 you make an important step into the future – where focus on renewable materials and energy sources puts a natural end to CO₂ emissions from careless use of our Planet's mineral resources and fossil fuels.

Invest in the Giraffe 2.0 and be part of the future today!

Giraffe 2.0 grants, awards and certifications:

Seal of Excellence



Grant for industrialization



Product of the Show



Consumer Label certificate



Picturesque installation in Västra Hamnen – the award-winning sustainable district of Malmö, Sweden.




Notable installations:

COP22 Venue in Marrakech



International research facilities
ESS & MAX IV Lab in Sweden



Giraffe 2.0 – Monitoring

Giraffe 2.0 power station is installed with an energy production monitoring function, see examples at: <http://live.innoventum.se/>



Giraffe 2.0 – Technical Specifications

Parking space	Two cars
Annual energy output (at 6 m/s wind)	13 850 kWh
EV mileage per year	45 000 km x 2 cars
Footprint	24.6 m ²
Dimensions (width x length x height)	4.1 m x 6.0 m x 12.0 m
Energy Density (kWh / m ² footprint)	560 kWh / m ²

For orders and complete information on technical specifications, please visit: www.innoventum.se/giraffe-2-0/
Guiding price for the Giraffe 2.0 solution: 55 000 EUR

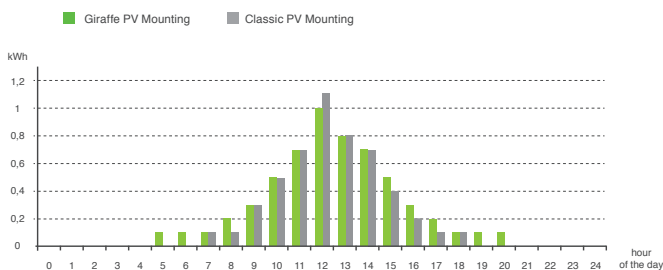
Charging Stations – Examples

Giraffe 2.0 is compatible with any EV-charger standard, please send us an inquiry to info@innoventum.se for more information.

	SEMI-FAST CHARGING	FAST CHARGING
		
Mounting/positioning	Wall- or pole-mounted	Stand-alone
Standards	AC type1 & 2	DC CCS & CHAdeMO; AC type 2
Maximum output	22 kW	50 kW
Rated voltage	230 / 400 VAC	400 VAC
Charging time 24 kWh (e.g., Nissan Leaf)	50% over 30-90 minutes	50% over 15 minutes

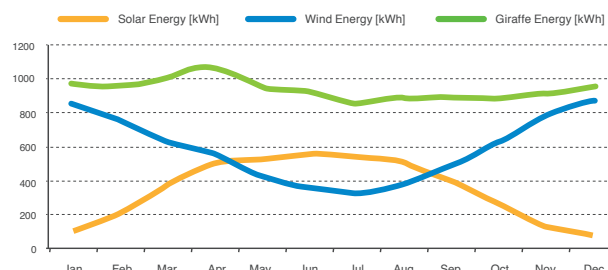
Extended Energy Production

Thanks to the intelligent (carefully calculated) positioning of PV panels the Giraffe 2.0 starts producing solar energy 2 hours earlier and stops 2 hours later than a classic PV mounting – avoiding peak production at midday and yielding energy over a longer period of time.



Flat Energy Curve

Wind and solar power harvesting technologies are highly complementary (day – night, summer – winter) providing green energy day and night, all year round. Therefore, you can rely on a flat energy curve.



The graphs are merely illustrations and do not reflect the actual energy production at a particular site.



Please feel free to contact us: Tel. +46 40 30 59 66, info@innoventum.se
InnoVentum AB, Turning Torso Office 275, Lilla Varvsgatan 14, 211 15 Malmö, Sweden