

## Rack server 19" 12U



- 600x600x635mm
- Wall cabinet

### • Technical Summary

- Drilling for 12cm fan on the top panel (fan not included).
- Holes in the back plate to attach the cabinet to the wall.
- Cabinet depth of 600 mm.
- Are delivered to the customer fully assembled and packaged, ready for installation.

19" rack 12U wall and outdoor memory range wall size 600 mm (W) x 600 (D) x 635 (H) wall size.

Interior racks are configurable in depth, although the default value is provided equipped with a remote of 315 mm between them. The distance from the front chassis to the bottom of the cabinet (useful bottom) could be up to 515 mm, maximum frame advancement.

### • Specifications

For a complete rack with 19" front and rear, depth adjustable to fit to any guiding structure as required.

Glass door security that gives a more attractive design and key lock.

Door opening 180 degrees.

Holes for cable routing in the upper and lower panel.

The holes for cable entry can be left open or closed with a metal plate.





## Features:

- Welded frame, reliable structure.
- Reversible 5mm toughened glass front door with lock.
- Removable side panels with side pins, side locks are optional for protection.
- Standing or wall mount installation.
- Cable entries on both of top cover and bottom panel.

## Specifications:


- Material: SPCC cold rolled steel
- Thickness: Mounting rails: 1.5mm; others: 1.2mm
- Surface finishing: Degreasing, pickling, phosphoric, powder coated
- Static loading capacity: 60kgs

## Standards:


- ANSI/EIA RS-310-D
- IEC60297-2
- DIN41494, PART1
- DIN41494, PART7
- Compatible with 19" International Standards, ETSI



Mount panel




Frame



Stable structure

## Optional accessories:



2U cantilever shelf



PDU



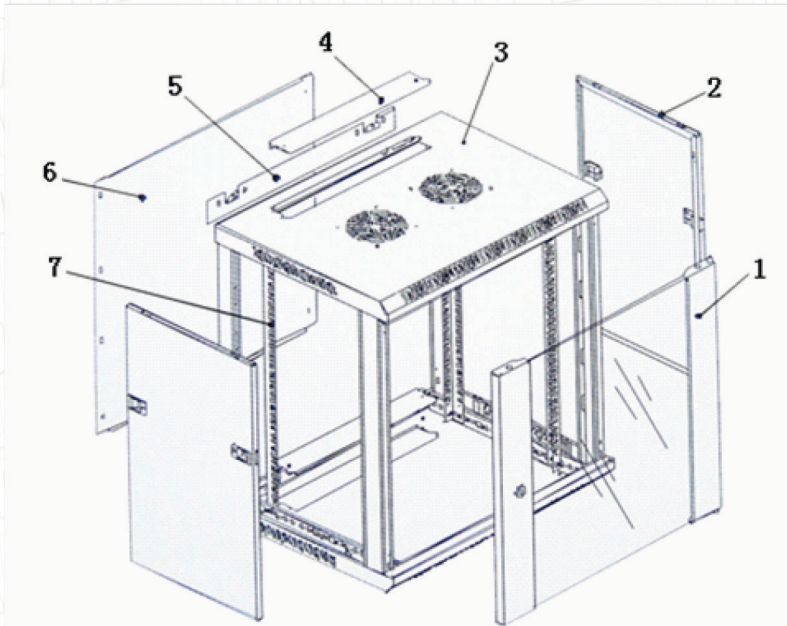
1U cable manager



Blanking panel



## Structure of cabinet



### Front door options:

- 1-1: toughened glass door, with small round lock
- 1-2: toughened glass door with stripped hole border, with small round lock
- 1-3: toughened glass door with net hole border, with spring lock
- 1-4: metal plate door, with small round lock
- 1-5: perforated door, with spring lock

### Main parts:

S/N	Specification	Qty	Unit	Material	Surface finishing	Remark
1	Toughened glass front door (1-1)	1	pc	SPCC	Powder coated	Small round lock
2	Removable side panels	2	pc	SPCC	Powder coated	---
3	Frame	1	pc	SPCC	Powder coated	---
4	Cable entry cover	2	pc	SPCC	Powder coated	---
5	Mounting panel	1	pc	SPCC	Powder coated	---
6	Back panel	1	pc	SPCC	Powder coated	---
7	Mounting rails	4	pc	SPCC	Powder coated	---
8	M6 screws and nuts	20	set	---	---	10 sets for 12U lower